

Host

Host

Host

Host

Standard Normal Distribution

Standard Normal Distribution
Import data

z score summary

z score summary
G3 standardized

Descriptives

[StandardNormalData] D:\DATA ANALYSIS\A Basic Descriptive Statistics Guides\Standard Normal Distribution\SPSS_Output\sav\Standard-Normal-Distribution-data.sav

Descriptive Statistics

	N	Minimum	Maximum	Mean	Std. Deviation
Final grade	649	0	19	11.91	3.231
Standard normal z-score for G3	649	-3.685	2.196	.00000	1.000000
Valid N (listwise)	649				

Standard normal bands

Standard normal bands
G3 z groups

Frequencies

Statistics

G3 z-score band

N	Valid	649
	Missing	0

G3 z-score band

		Frequency	Percent	Valid Percent	Cumulative Percent
Valid	-4.00	16	2.5	2.5	2.5
	-3.00	1	.2	.2	2.6
	-2.00	48	7.4	7.4	10.0
	-1.00	236	36.4	36.4	46.4
	1.00	266	41.0	41.0	87.4
	2.00	80	12.3	12.3	99.7
	3.00	2	.3	.3	100.0
	Total	649	100.0	100.0	

Normal distribution check

Normal distribution check
Histogram and QQ

Explore

Case Processing Summary

	Valid		Cases Missing		Total	
	N	Percent	N	Percent	N	Percent
Standard normal z-score for G3	649	100.0%	0	0.0%	649	100.0%

Descriptives

		Statistic	Std. Error	
Standard normal z-score for G3	Mean	.00000	.039253	
	95% Confidence Interval for Mean	Lower Bound	-.07708	
		Upper Bound	.07708	
	5% Trimmed Mean	.04687		
	Median	.02909		
	Variance	1.000		
	Std. Deviation	1.000000		
	Minimum	-3.685		
	Maximum	2.196		
	Range	5.881		
	Interquartile Range	1.238		
	Skewness	-.913	.096	
	Kurtosis	2.712	.192	

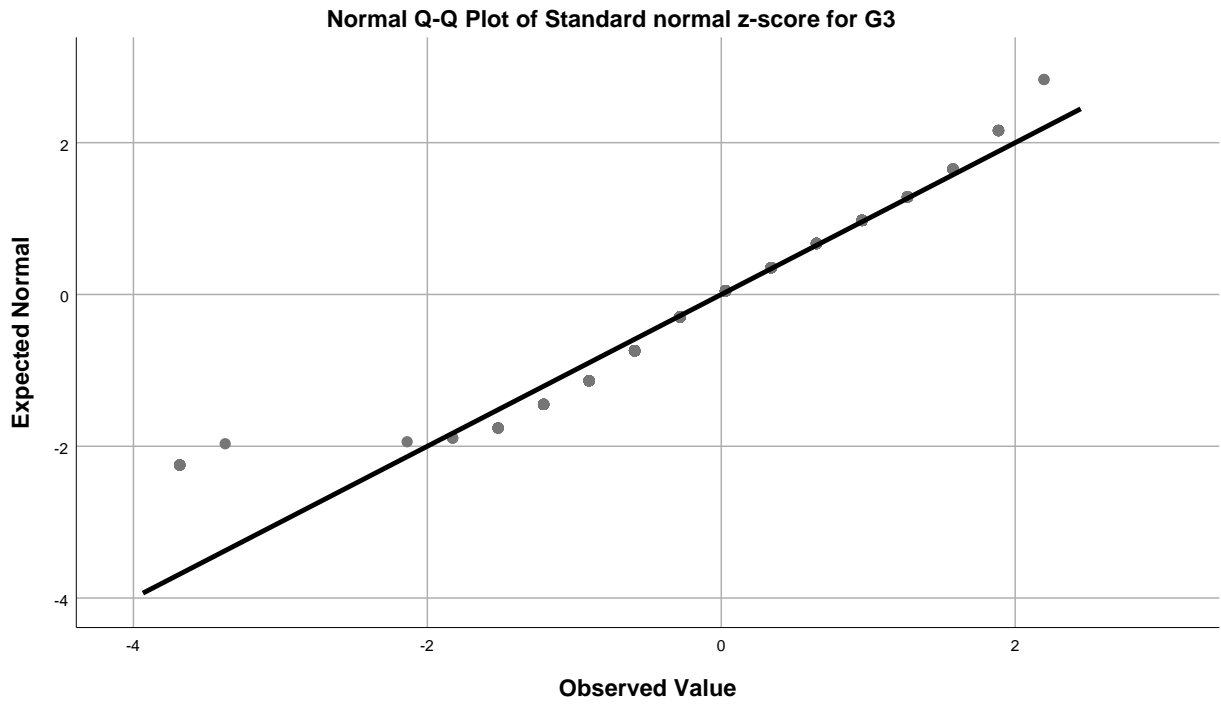
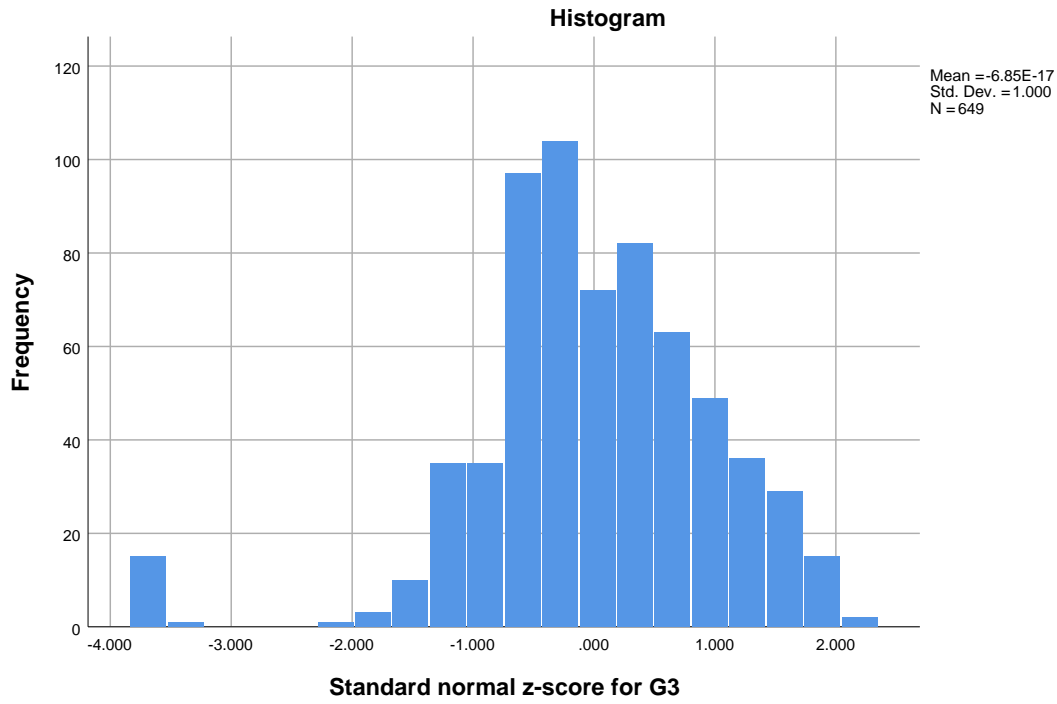
Tests of Normality

	Kolmogorov-Smirnov ^a			Shapiro-Wilk		
	Statistic	df	Sig.	Statistic	df	Sig.
Standard normal z-score for G3	.124	649	.000	.926	649	.000

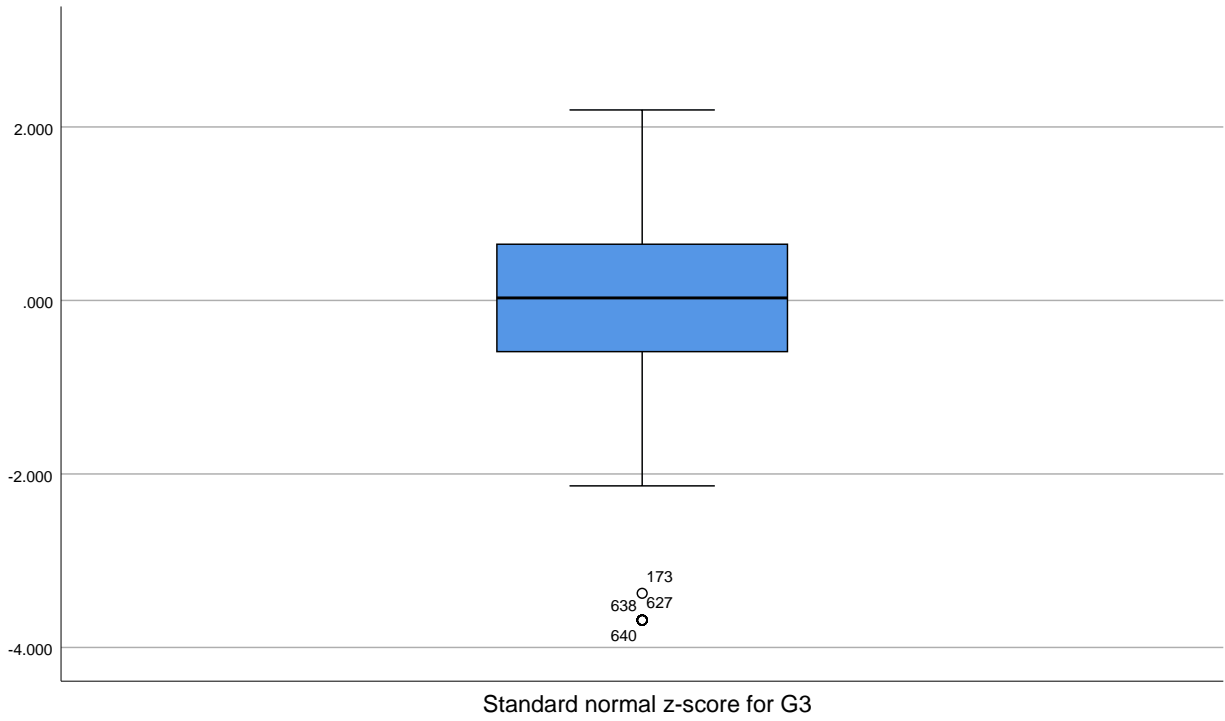
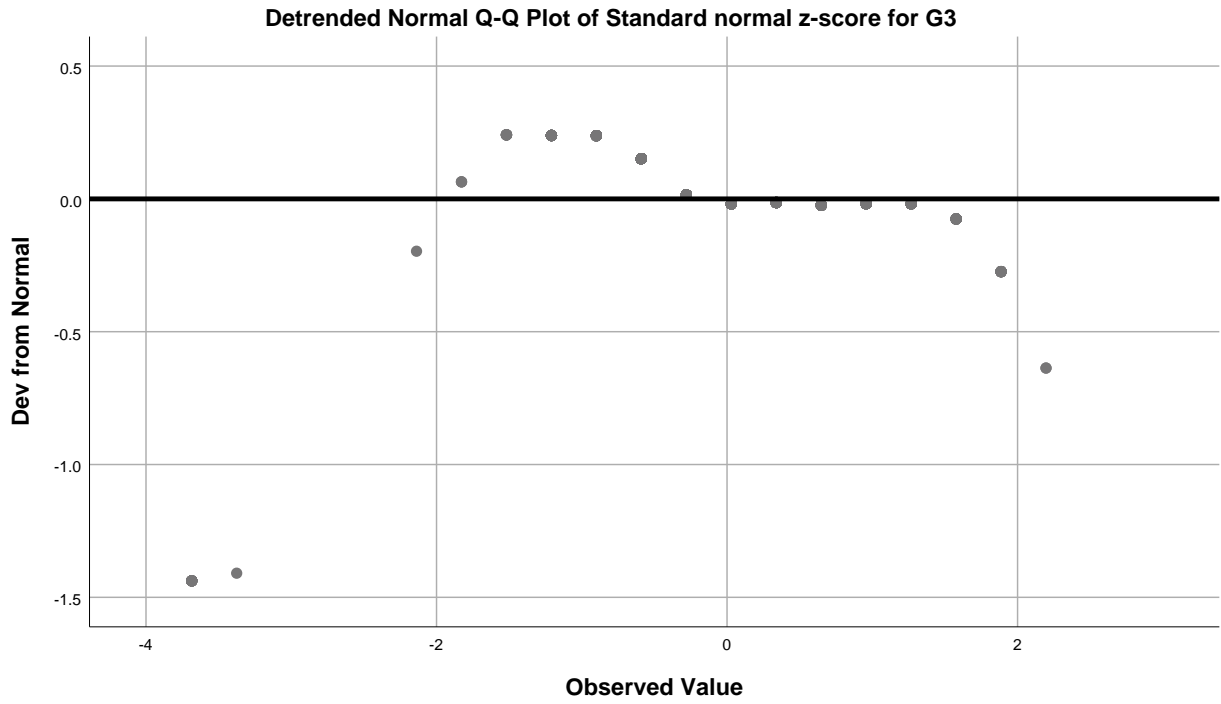
a. Lilliefors Significance Correction

Standard normal z-score for G3

Normal distribution check
Histogram and QQ



Normal distribution check
Histogram and QQ



Standardized variables

Standardized variables
Key measures

Descriptives

Descriptive Statistics

	N	Minimum	Maximum	Mean	Std. Deviation
First period grade	649	0	19	11.40	2.745
Second period grade	649	0	19	11.57	2.914
Final grade	649	0	19	11.91	3.231
Student age	649	15	22	16.74	1.218
School absences	649	0	32	3.66	4.641
Valid N (listwise)	649				